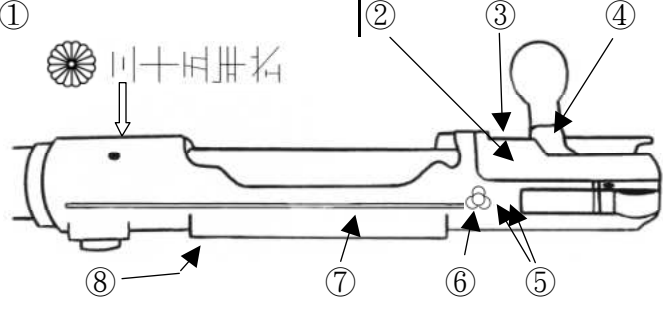






Naval Type 35 Arisaka Data Sheet

Name _____ Telephone No. (_____) _____
 (voluntary) E-mail address _____
 Address _____ City _____ State _____ Zip _____


	<p>① Breech Top:</p> <p>A. <input type="checkbox"/> </p> <p>B. <input type="checkbox"/> </p> <p>G. <input type="checkbox"/> Ground</p> <p>H. <input type="checkbox"/> </p> <p>O. <input type="checkbox"/> Other</p>	<p>② Serial Number:</p> <p><input type="checkbox"/> _____</p> <p><input type="checkbox"/> No Serial Number</p> <p>③ Receiver Bridge:</p> <p>A. <input type="checkbox"/> No mark</p> <p>B. <input type="checkbox"/> Other</p> <p>C. <input type="checkbox"/>  (Siamese Charkra)</p> <p>M. <input type="checkbox"/> M or M</p> <p>S. <input type="checkbox"/> 廢</p>
---	---	--


④ Bolt Number: _____ (please draw Japanese character prefix)

⑤ Final Inspection Stamps: (Usually two, right of serial number, oriented 90° to the left from those of the serial number)

A. = KO K. Can not read O. Other X. 筒 = Unk.
 B. 村 = MURA M. 彦 = HIKO R. 南 = NAN Z. 証 = Unk.
 F. 重 = JŪ N. None U. 井 = I

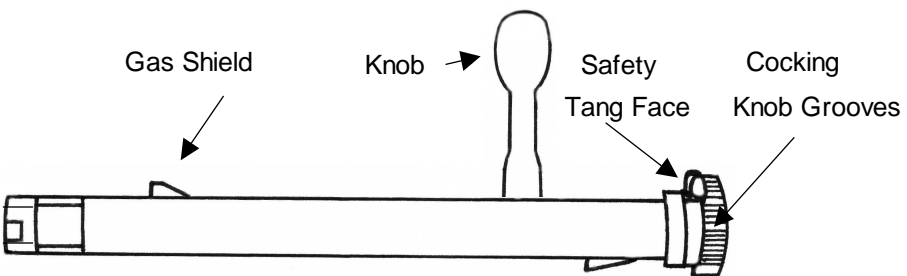
⑥ Logo Size:



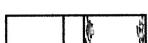
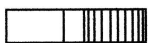
S.  ¼-inch (6.4mm)


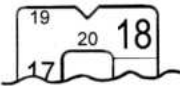
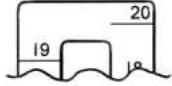
L.  ⅜-inch (9.5mm)

⑦ Dust Cover Rails Present? Yes No




⑧ Assembly Number: _____ (please draw the Japanese character prefix)

<p><u>Bolt Details:</u> (9) Gas Shield: <input type="checkbox"/> Yes <input type="checkbox"/> No</p> 	<p>(10) Cocking Knob Grooves:</p> <p>A. <input type="checkbox"/> Fine</p> <p>B. <input type="checkbox"/> Coarse</p> <p>(11) Safety Tang Face:</p> <p>A. <input type="checkbox"/> Grooved</p> <p>B. <input type="checkbox"/> Knurled</p> <p>(12) Knob Shape: A. <input type="checkbox"/> Plumb B. <input type="checkbox"/> Semi-plumb</p>
--	--

<p>(13) Barrel Step:</p> <p>A. <input type="checkbox"/> None</p> <p>B. <input type="checkbox"/>  B</p> <p>C. <input type="checkbox"/> Other</p>	<p>(14) Bayonet Lug:</p> <p>A. <input type="checkbox"/> No number </p> <p>B. <input type="checkbox"/> No. _____</p>	<p>(15) Bolt Release:</p> <p>A. <input type="checkbox"/> Smooth </p> <p>B. <input type="checkbox"/> Grooved </p>
---	---	--

<p>(16) Rear Sight:</p>  <p>A. <input type="checkbox"/> Type 35 (side view ↑)</p>  <p>B. <input type="checkbox"/> T-30 (Early) (↑ Top view of ladders ↑)</p>  <p>C. <input type="checkbox"/> T-30 (Late)</p>	<p>(17) Wrist Tangs:</p> <p>A. <input type="checkbox"/> Yes</p> <p>B. <input type="checkbox"/> No</p>
---	---

(18) Stock Stamps: (under stock between wrist and rear swivel and between rear swivel and butt.)

A.  B.  C. D.  E. 富 K. Can not read

O. Other (draw on reverse) N. None