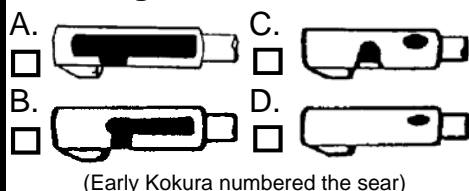
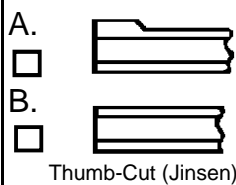


Imperial Japanese - Type 99 Short Rifle Data Sheet - Page 2

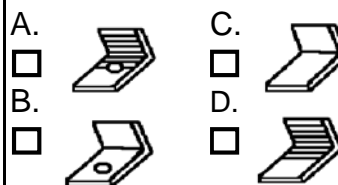
14. Firing Pin Cut # _____



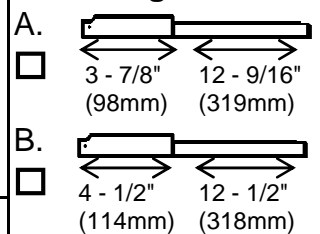
15. Bolt Release



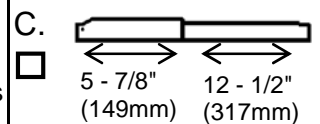
16. Floor Plate Release



18. Handguard



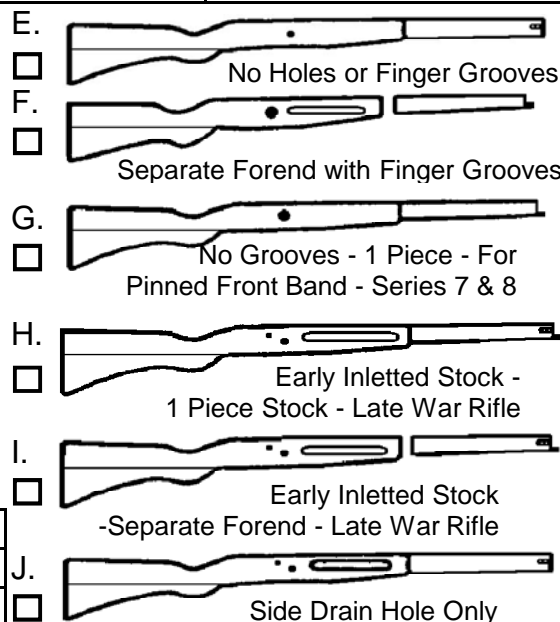
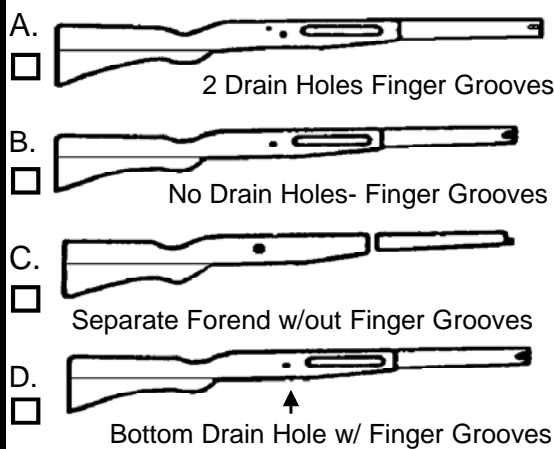
7th and 40th Series



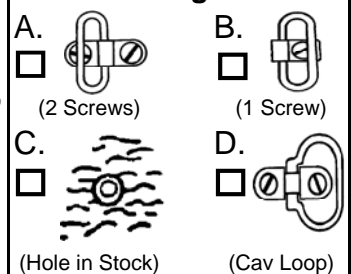
Izawa - Howa



17. Stock Variations



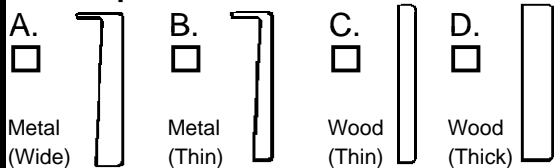
19. Rear Sling Swivel



17a. Side Drain Hole Filled? Yes No

17b. Bottom Drain Hole Filled? Yes No

20. Buttplate



Supervisory and/or Factory Inspection Marks

(Locations: 3, 4 & 7)

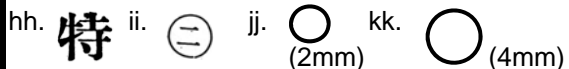


Partial or Assembly Inspection Marks

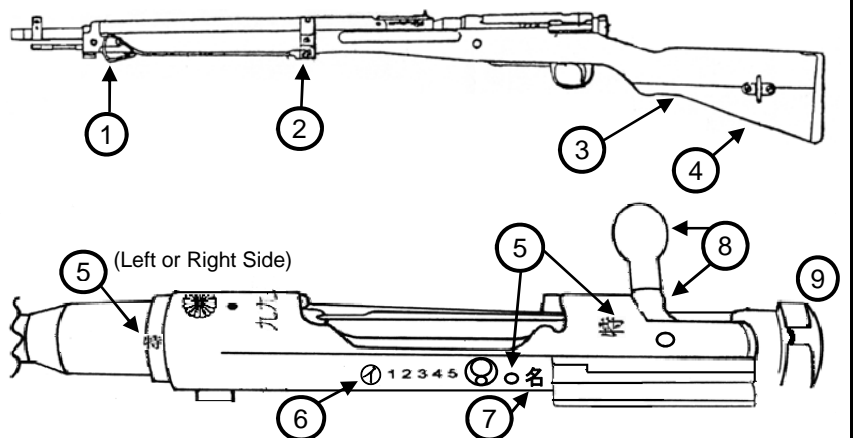
(Locations: 1, 2, 8, 9, and other parts)



Second Class Marks (found on reciver, stock, bolt etc.)



21. Inspection/Final Assembly Stamps (refer to chart to the left)



Inspection Mark Locations (Please fill out using letter(s))

- 1. Monopod Foot: _____
- 2. Monopod Base: _____
- 3. Supervisory Insp. Mark: _____
- 4. Factory Inspection Mark: _____
- 5. Second Class Mark(s): _____
- 6. Series Symbol: _____
- 7. Final Insp. Mark: _____
- 8. Bolt Inspection Mark(s): _____
- 9. Safety Mark(s): _____
- 10. Firing Pin(not shown): _____
- 11. Extractor(not shown): _____
- 12. Other: _____

22. Sling attached? Yes No Is the sling original to the rifle? _____

Type of sling (describe): _____

23. Barrel/Receiver Assembly Number (s): _____ Too much trouble

24. Is there Kanji/Number Markings on the Stock or Sling? Yes No (describe): _____

25. Brief history of rifle and/or comments that will add research value?