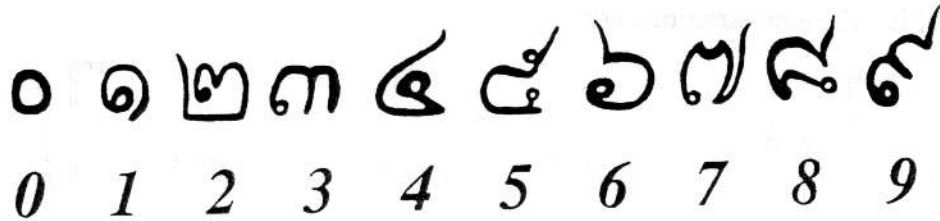


The Siamese Mauser

Parts Identification / Data Sheet

The variations in markings and fittings described on these two pages have been encountered. Additional markings should be listed in the Comments / Notes section on page two.

SERIAL NUMBER - The serial number appears on the receiver bridge. To read the number correctly hold the weapon as if to shoot it and read the number from left to right. Refer to the conversion table below:



Serial Number on this weapon = _____

Due to the unfamiliarity of most people with the Siamese / Thai number characters, some importers added Arabic numbers by either etching or stamped them in the receiver area to aid in accounting for the weapons they were marketing. If such a number is on the rifle being documented on this sheet record it here → _____

WEAPON TYPE: _____ Rifle (49 in. overall) _____ Short Rifle (Approx. 45 1/8 in. overall) _____ Carbine (39 in. overall)

RECEIVER MARKINGS - On the left side of the receiver next to the Tokyo Arsenal ㊦ marking appears one of the following markings:

Type A ㊦

Type B ㊦

None

REAR SIGHTS - Sight variations A & C below indicate that the weapon is chambered for the use of the original 8mm Type 45 (8 x 50R) cartridge, while variations B & D are modified versions for the use with 8mm Type 66 (8 x 52R) ammunition.




Type A

Type B

Type C


Type D

CHAMBER MARKING - The chamber is marked with a Siamese / Thai crest known as a Charkra (pronounced "chuck"). Variations include:



Type A

၂၇၅၅၅




Type B

၂၇၅၅၅



Type C

Type 47/66



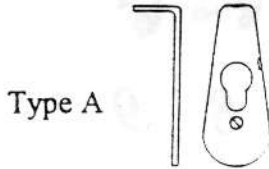
Type D

Type 46

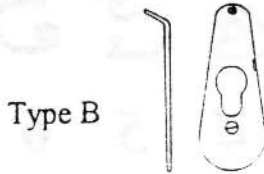
Character /
Number = R.S.121
Translations

R.S.123

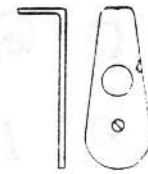
BUTTPLATE - Known variations are:



Type A

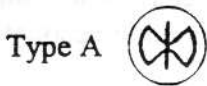


Type B

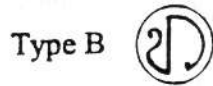


Type C

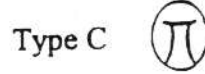
STOCK MARKING - Just forward of the rear sling swivel appears one of these three markings:



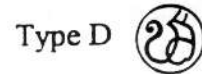
Type A



Type B



Type C



Type D

STOCK: Inletted for writs Tangs? Yes No

One-piece buttstock Two-piece buttstock

FLOOR PLATE LATCH: Located on the front of the trigger guard or between the floorplate and the front of the trigger guard magazine screw ?

COMMENTS / NOTES:

Please forward completed copies to F.C. Allan, 20 Courtney Place, Palm Coast, Florida 32137.